



## High BTU Atmospheric Commercial Gas Water Heaters

■ Three-Year Limited Tank/Heat Exchanger Warranty

- 250,000 to 725,000 BTU/hr
- 65 to 100 gallon capacities
- Standard and ASME construction
- Low NOx models available
- Electronic ignition and controls
- Non-CFC foam insulation
- Automatic blower motor on models 625/725
- Glass-lined storage tank
- Hand hole cleanout
- Energy Cut Off (E.C.O.)
  - Shuts off all gas in event of an overheat condition
  - Automatically resets when operation conditions are back to normal
- Sediment reduction system
- NSF kit available
- Design certified by CSA International (formerly AGA/CGA)



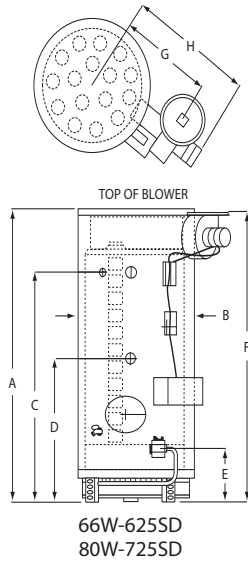
**COMMERCIAL**  
**HIGH BTU • SMALL FOOTPRINT**

*WE TAKE WATER HEATERS PERSONALLY*

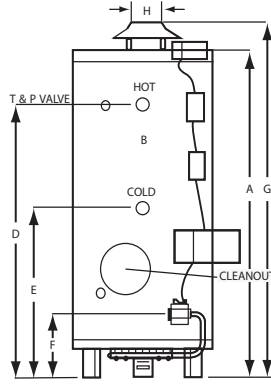
# BOCK COMMERCIAL

HIGH BTU • SMALL FOOTPRINT

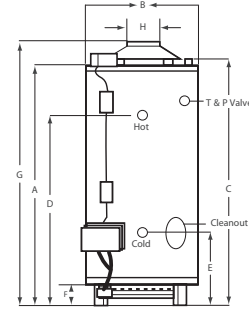
This product is available from:



66W-625SD  
80W-725SD



66W-370, 399  
75W-300  
80W-399, 425, 450, 500



80W-250  
100W-250, 270, 300

Model	Storage GAL (L)	Rated Input BTU/HR (kW)	1st Hr Del GAL (L) @ 100° F (56° C) Rise	Recovery GAL/HR (L/HR) @ Degree Rise			Dimensions in Inches (cm)								Water Conn. Dia. NPT	Shipping Weight	
				40° F (22° C)	100° F (56° C)	140° F (78° C)	A	B	C	D	E	F	G	H		Standard LBS (kg)	ASME LBS (kg)
80W-250SD*+	80 (302.83)	250,000 (73.26)	298 (1,128.05)	606 (2,293.96)	242 (916.07)	173 (654.88)	64.50 (163.83)	28.25 (71.76)	66.25 (168.28)	56.00 (142.24)	19.50 (49.53)	4.75 (12.07)	72.37 (183.82)	6.00 (15.24)	1.50	540 (245)	590 (268)
100W-250SD*+	98 (370.97)	250,000 (73.26)	311 (1,177.26)	606 (2,293.96)	242 (916.07)	173 (654.88)	75.50 (191.77)	28.25 (71.76)	77.25 (196.22)	67.00 (170.18)	19.50 (49.53)	4.75 (12.07)	83.37 (211.76)	6.00 (15.24)	1.50	610 (277)	690 (313)
75W-300SD*+	75 (283.91)	300,000 (87.92)	344 (1,302.18)	727 (2,751.99)	291 (1,101.55)	208 (787.37)	64.50 (163.83)	28.25 (71.76)	-	54.25 (137.80)	29.00 (73.66)	10.50 (26.67)	72.87 (185.09)	7.00 (17.78)	1.50	590 (268)	645 (293)
66W-370SD*+	65 (246.05)	370,000 (108.44)	405 (1,533.09)	897 (3,395.51)	359 (1,358.96)	256 (969.07)	64.50 (163.83)	28.25 (71.76)	-	54.25 (137.80)	29.00 (73.66)	10.50 (26.67)	73.37 (186.40)	8.00 (20.32)	1.50	665 (302)	720 (327)
66W-399SD*+	65 (246.05)	399,999 (117.23)	424 (1,605.01)	970 (3,671.85)	388 (1,468.74)	277 (1,048.56)	64.50 (163.83)	28.25 (71.76)	-	54.25 (137.80)	29.00 (73.66)	10.50 (26.67)	73.37 (186.40)	8.00 (20.32)	1.50	665 (302)	720 (327)
80W-425SD*	80 (302.83)	425,000 (124.56)	468 (1,771.57)	1,030 (3,898.97)	412 (1,559.59)	294 (1,112.91)	75.50 (191.77)	28.25 (71.76)	-	64.25 (163.20)	29.00 (73.66)	10.50 (26.67)	82.75 (210.19)	10.00 (25.40)	1.50	750 (340)	800 (363)
80W-505SD*	80 (302.83)	505,000 (148.00)	527 (1,994.91)	1,178 (4,459.22)	471 (1,782.93)	337 (1,275.68)	75.50 (191.77)	28.25 (71.76)	-	64.25 (163.20)	29.00 (73.66)	10.50 (26.67)	82.75 (210.19)	10.00 (25.40)	1.50	750 (340)	800 (363)
66W-625SD*	65 (246.05)	625,000 (183.17)	651 (2,464.30)	1,515 (5,734.90)	606 (2,293.96)	433 (1,639.08)	69.37 (176.20)	28.25 (71.76)	54.12 (137.46)	28.87 (73.33)	10.50 (26.67)	68.87 (174.93)	19.62 (49.83)	8.00 (20.32)	1.50	720 (327)	775 (352)
80W-725SD*	80 (302.83)	725,000 (212.48)	759 (2,873.13)	1,757 (6,650.97)	703 (2,661.14)	502 (1,900.28)	79.62 (202.23)	28.25 (71.76)	64.25 (163.20)	28.87 (73.33)	10.50 (26.67)	79.12 (200.96)	19.62 (49.83)	8.00 (20.32)	1.50	800 (363)	880 (399)
LOW PROFILE MODELS																	
100W-270SD*+	100 (378.54)	270,000 (79.13)	332 (1,256.76)	655 (2,479.44)	262 (991.78)	187 (707.87)	65.00 (165.10)	30.25 (76.84)	67.00 (170.18)	56.50 (143.51)	23.50 (59.69)	4.50 (11.43)	75.00 (190.50)	6.00 (15.24)	1.50	725 (329)	765 (347)
100W-300SD*+	100 (378.54)	300,000 (87.92)	361 (1,366.53)	727 (2,751.99)	291 (1,101.55)	208 (787.37)	65.00 (165.10)	30.25 (76.84)	67.00 (170.18)	56.50 (143.51)	23.50 (59.69)	4.50 (11.43)	75.62 (192.07)	7.00 (17.78)	1.50	725 (329)	765 (347)
80W-450SD*	80 (302.83)	450,000 (131.88)	492 (1,862.42)	1,091 (4,129.88)	436 (1,650.44)	312 (1,181.05)	60.00 (152.40)	30.25 (76.84)	-	51.50 (130.81)	23.50 (59.69)	10.50 (26.67)	69.37 (176.20)	10.00 (25.40)	1.50	800 (363)	835 (379)
80W-500SD	80 (302.83)	505,000 (148.00)	545 (2,063.05)	1,224 (4,633.34)	489 (1,851.07)	350 (1,324.89)	60.00 (152.40)	30.25 (76.84)	-	51.50 (130.81)	23.50 (59.69)	10.50 (26.67)	69.37 (176.20)	10.00 (25.40)	1.50	800 (363)	835 (379)

To order Natural Gas use an "NA" suffix. To order LP use an "XA" suffix.  
 \*80% Thermal Efficient.  
 +Low NOx Burner Available.  
 Model 66W-399 Not Available in LP.

These models meet or exceed the Thermal Efficiency and Standby Loss Requirements of ASHRAE 90.1b current standard.

**115V A.C. Required.**  
**T&P Valve, Brass Drain Valve, Dielectric Fittings, Magnesium Anode Rods:**  
 Factory Installed.  
**Pressures (all):** Working Pressure, 150 psi; Tested Pressure, 300 psi.

**Warning:** Installation should be in accordance with all national and/or local codes. In the absence of local codes, refer to NFPA 54.

**Caution:** The recommended maximum hot water temperature setting for normal residential use is 120°F. Bock recommends a tempering valve or anti-scald valve be installed and used according to the manufacturer's directions to prevent scalding.

www.bockwaterheaters.com  
 110 South Dickinson Street Madison, Wisconsin 53703  
 Toll Free 800-794-2491 • Phone 608-257-2225 • Fax 608-257-5304

Propane Gas Inputs (LP)	1ST HR. DEL GAL. @ 100° F RISE	RECOVERY GPH @ DEGREE RISE		
		40° F	100° F	140° F
75W-160SD-XA	155,000 BTU/H	199	366	147
80W-199SD-XA	190,000 BTU/H	240	461	184
80W-250SD-XA	235,000 BTU/H	284	570	228
100W-250SD-XA	235,000 BTU/H	297	570	228
80W-399SD-XA	375,000 BTU/H	420	909	364
80W-450SD-XA	425,000 BTU/H	468	1030	412
80W-505SD-XA	475,000 BTU/H	517	1152	461

